

Dear Parents/Guardians of rising 6th, 7th, and 8th Graders,

Using IXL diagnostics for summer work provides a personalized learning plan that prevents summer slide by identifying specific knowledge gaps and recommending targeted skills. Your student has taken the initial Diagnostic test before starting summer break. These are the directions for taking the accessing the “Recommendation Wall” and updating the IXL Diagnostic Test.

Review scores together to help your child understand their performance.

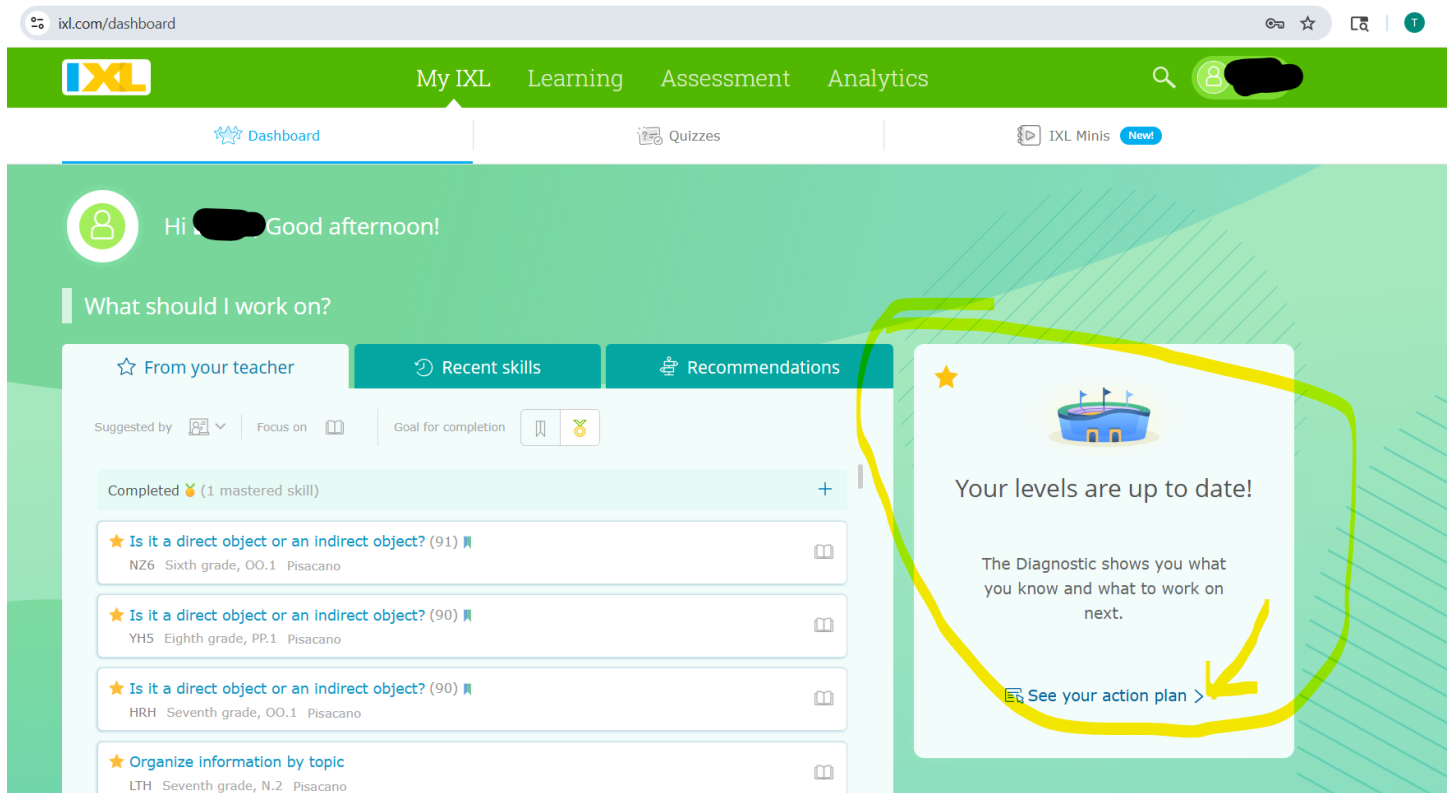
- **Reminder:** Levels correspond to grade levels. For example, a score of 660 indicates the student understands about 60% of 6th grade material.

Directions for How to Log On: Sign into PCA IXL account. The link to Palmer Catholic Academy IXL log-in page is: <https://www.ixl.com/signin/palmercatacd> . (This is very important, or your work will not be captured for credit!).

Students should simply enter their usernames and passwords into the appropriate fields. Please email Mrs. Achatz at sachatz@pcapvb.org if you have any trouble with IXL.

My child’s username is _____ and my child’s password is _____

Dashboard appears when signing in. Click on the **ACTION PLAN** on the right side of screen.



When you select ACTION PLAN it will immediately take you to the Diagnostic Action Plan which shows you the student's most recent Math levels and a breakdown of the skill areas. Below the skill area header are the suggested individualized skills from that area that would benefit the student's growth. From these suggested skills you and your child need to select an area to work on. (Over the summer you will need to select and complete to a satisfactory Smart Score of 80, 10-15 different suggested skills depending on your grade level.)

Record the 3 letter shortcut and name of the skill on your record sheet.

Work on the suggested skill until you have achieved a Smart Score of 80. Then select a 2nd skill from the suggested skills on the ACTION PLAN and continue. It is suggested that you work on 2-3 skills per week so that you can effectively manage your summer work load.

IXL LevelUp™ Diagnostic Action Plan
Your most recent levels and recommendations as of April 26, 2026

Student: [REDACTED]

The IXL LevelUp Diagnostic shows you what you know and what you're ready to learn next. Work on your personalized skill recommendations until you reach proficiency (80+). Visit the LevelUp Diagnostic in Real-Time mode often to update your levels and get new recommendations!
Have questions about the IXL LevelUp Diagnostic? Visit www.ixl.com/levelup-diagnostic-help

Overall math level

0 100 200 300 400 500 600 700 750 800 900 1000 1100 1200

Math strand levels and recommendations

Number Sense and Operations

0 770 1200

2 recommended skills

- Multiplication with exponents (Seventh grade) >> 5SK
- Evaluate numerical expressions involving decimals (Seventh grade) >> FNM

Algebraic Reasoning

0 750 1200

5 recommended skills

- Solve proportions (Seventh grade) >> TDA
- Solve two-step equations (Seventh grade) >> QEB
- One-step inequalities: word problems (Seventh grade) >> 6HD
- Write equations for proportional relationships from graphs (Seventh grade) >> JKH
- Identify equivalent linear expressions I (Seventh grade) >> DRB

Updating IXL Diagnostic Test: It is recommended that the IXL Diagnostic test be updated every 10-14 days. The students have taken their initial Diagnostic test before leaving school for the summer. They need to update it 4 times over the summer break. We are suggesting that they update it by “Stepping into the Arena” during the following

weeks so that the diagnostic can most accurately assess their current levels.

Suggested dates:

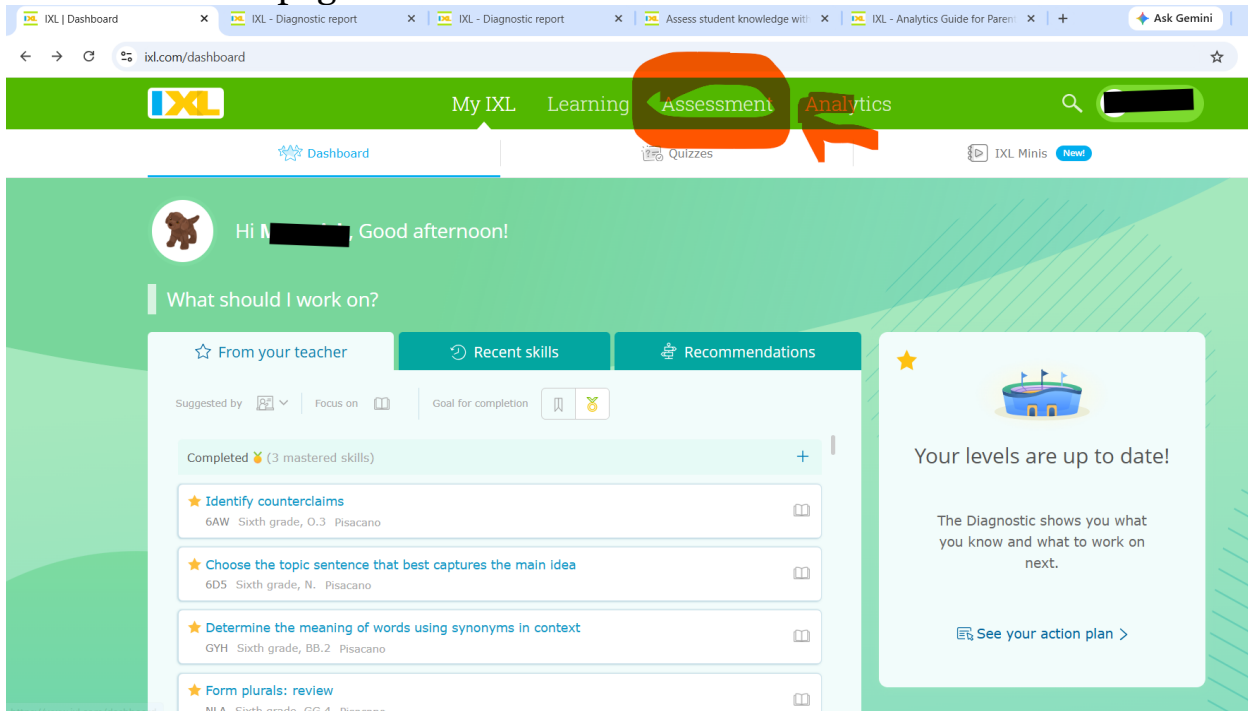
First Diagnostic: June 14-June 20

Second Diagnostic: June 28-July 3

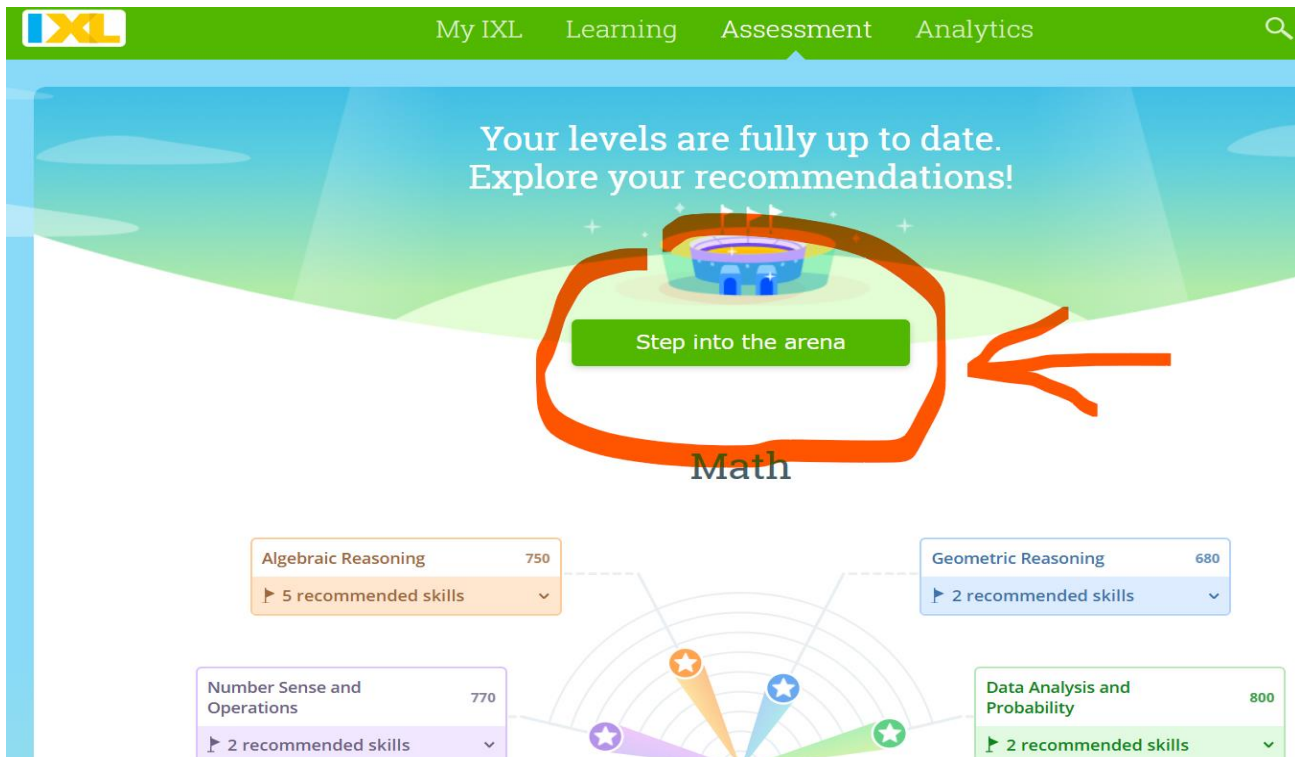
Third Diagnostic: July 12-July 18

Final Diagnostic: July 26-August 1

To update the Diagnostic Test the student needs to click on the ASSESSMENT tab from their dashboard page.



Next your student will click on the STEP INTO THE ARENA button.



The student will answer questions until the program tells them they have completed the diagnostic. **RECORD your new skill scores on your Summer Progress Tracker.**

Once your new levels on the diagnostic have been established, you will see a new “Recommendations” wall. These are the skills that you now need to choose from to continue working on. Reminder that you need to achieve a Smart Score of 80 to receive full credit for that skill. All summer work is due the first day of school and will be collected then.

We believe this tailored path will keep students motivated by acknowledging what they’ve mastered while giving them clear goals to strive for. We are here to support you and your student, so please feel free to reach out with any questions or feedback.

Summer Math Work: Growing Our Skills

Due Date: August 10th

Platform: [IXL Learning](#)

Dear Parents of rising 6th grade students,

As we head into the summer break, our goal is to ensure your student maintains their hard-earned mathematical momentum while enjoying a well-deserved rest. This year, we are moving away from a traditional "one-size-fits-all" summer packet in favor of a truly individualized learning plan using the [IXL Real-Time Diagnostic](#).

This platform allows us to meet each student exactly where they are—strengthening foundational areas, reinforcing current skills, and offering opportunities to explore new concepts at their own pace. Because your students have used IXL throughout the school year, they are already experts at navigating the interface and tracking their own progress.

Student Requirements

To be fully prepared for the first day of school, please ensure the following are completed by **August 10th**:

- Update the Diagnostic:** Complete the [Diagnostic Arena](#) a total of **four times** over the summer (approximately once every two weeks) to keep levels accurate. (Suggested dates for taking the diagnostic test to evenly spread out the testing are (June 14- June 20, June 28- July 3, July 12- July 18, and July 26-August 1.)
- Skill Mastery:** Complete at least **10 recommended skills** with a **SmartScore of 80 or higher**. These skills should be chosen from the "Recommendations" wall.

Summer Progress Tracker

Part 1: The Diagnostic Arena

Step into the Arena to keep your levels up to date!

Skill Area	Initial Score	Session 1	Session 2	Session 3	Session 4
Date Completed					
Overall Math Score					
Algebraic Reasoning					
Data Analysis					
Geometric Reasoning					
Number Sense					

Quick Tip: You can view a full report of current levels anytime by clicking [Print your action plan](#) on the Diagnostic Stats page. We look forward to seeing the growth your student makes this summer!

Part 2: Skill Mastery (SmartScore 80+)

Find these on your [Recommendations Wall](#) of your Action Plan.

#	Skill Code / Name	Smart Score
1		
2		
3		
4		
5		
6		
7		
8		
9		
10		

Quick Tip: You can view a full report of current levels anytime by clicking [Print your action plan](#) on the Diagnostic Stats page. We look forward to seeing the growth your student makes this summer!

Quick Tips for Success:

- **Check your stats:** View your progress anytime on your [Diagnostic Stats](#) page.
- **Quality over Quantity:** If a skill is tough, use the "Learn with an example" button at the top of the skill page.
- **Stay Consistent:** Try to do 2–3 skills a week rather than all 10 in the last week of summer!