


## Incoming Third Grade Summer Reading Project 2026-2027

Dear Parents and Students,


Welcome to third grade! We are so excited to meet you and can't wait for a great upcoming year together. Right now, it's time to grab that book off your summer reading list and enjoy some time reading in the sun! Below you will find all the information that your child will need to complete his or her reading project.

**Assigned Nonfiction Story: Who Would Win? Killer Whale vs. Great White Shark By Jerry Pallotta**



-There is a citing evidence project for this book below (worth 10 points) for your child to complete. This is due on the first day of school.

**Your Assigned Fiction Story: Freckle Juice by Judy Blume**



-Please see below for Crock Project.

# Who Would Win?

## Killer Whale vs. Great White Shark

### CITING EVIDENCE

1. Great White Sharks live in large groups with other sharks.

True \_\_\_\_\_

False \_\_\_\_\_

2. I know this because on page \_\_\_\_\_ of the text it says

" \_\_\_\_\_  
\_\_\_\_\_  
\_\_\_\_\_."

3. Great White Sharks and Killer Whales use their tails for \_\_\_\_\_ and \_\_\_\_\_.

4. I found evidence to prove this on page \_\_\_\_\_ of the text.

5. Killer Whales live in groups called \_\_\_\_\_.

6. I know this because of page \_\_\_\_\_ of the text, it says

" \_\_\_\_\_  
\_\_\_\_\_  
\_\_\_\_\_."

7. Killer Whales have two ears.

True \_\_\_\_\_ False \_\_\_\_\_

8. I know this because of page \_\_\_\_\_ of the text, it says

" \_\_\_\_\_  
\_\_\_\_\_  
\_\_\_\_\_."

9. SONAR means

" \_\_\_\_\_  
\_\_\_\_\_  
\_\_\_\_\_"

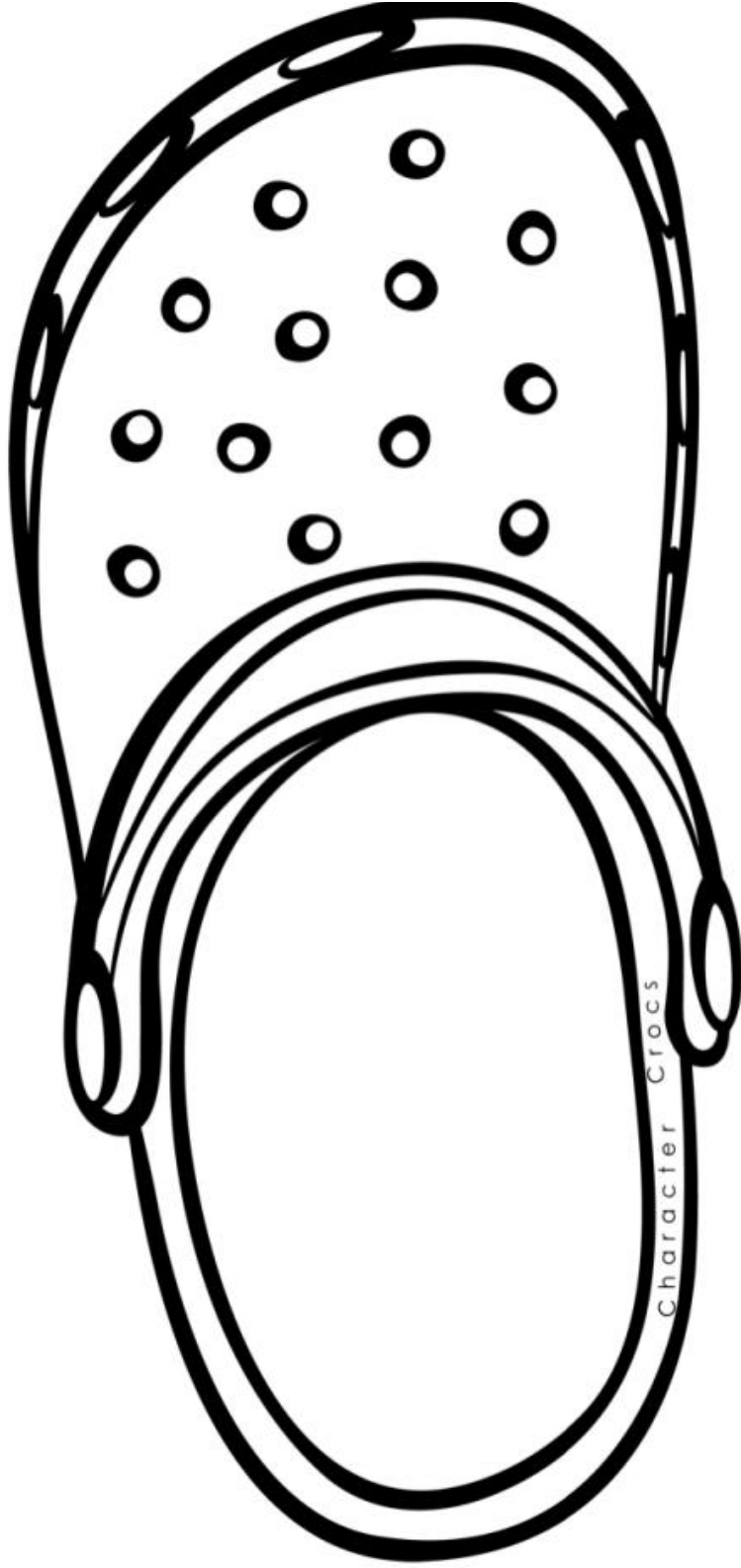
10. I found this information on page \_\_\_\_\_ of the text.

# *Freckle Juice*

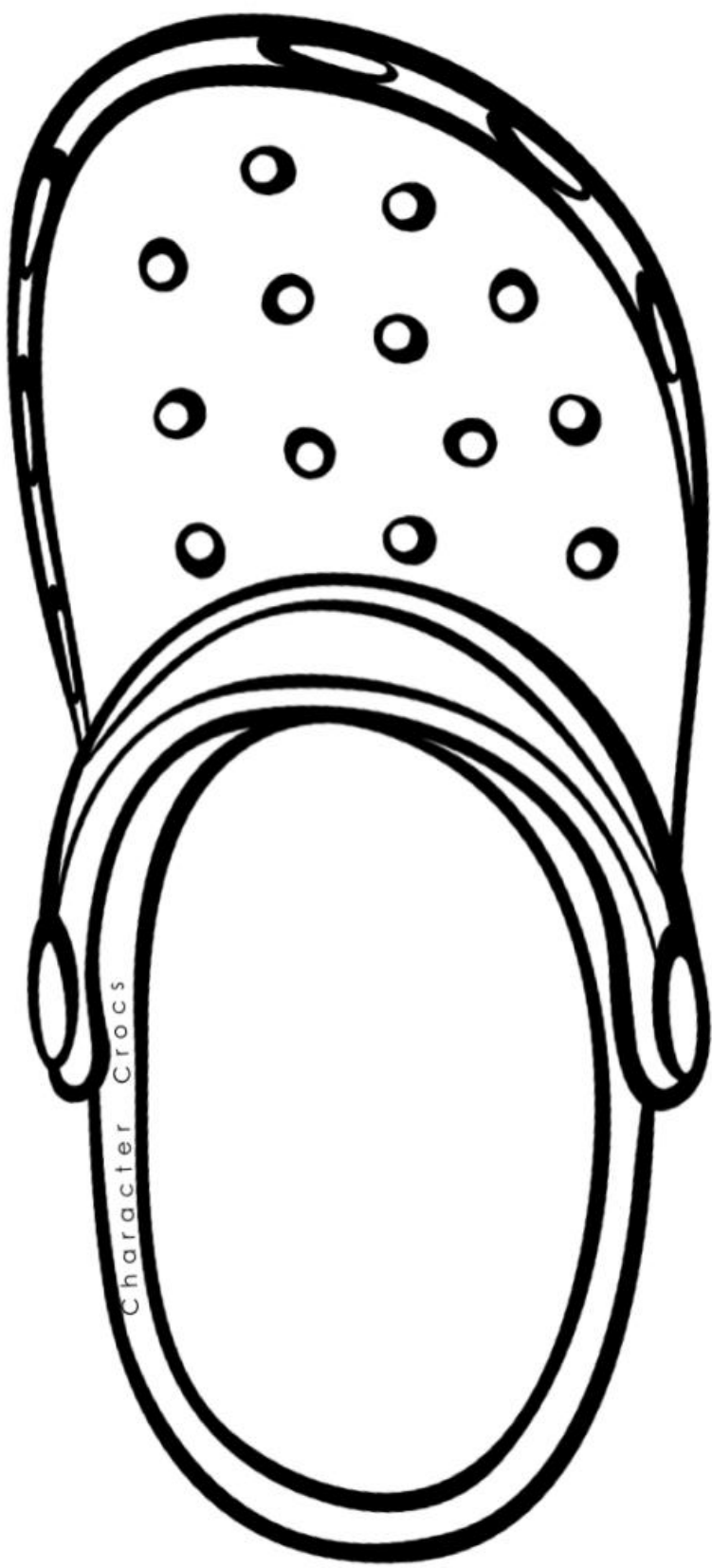
## *Crock Book Report*

### *Student Instructions:*

- Choose one character from a novel.
- Imagine your character had a pair of crocs- what 6 charms would they put on their crocs?
- Design 6 charms that represent your character. Draw, color, and cut out each charm. Color and decorate the shoes too, then glue the charms onto the shoes.
- Write a sentence for each charm, explaining why that charm represents your character, their personality, their relationships, or their journey throughout the story.
- Cut out each shoe when it's done!



Left



Right



# CHARACTER CROCS

Charm	Explanation

# Example

